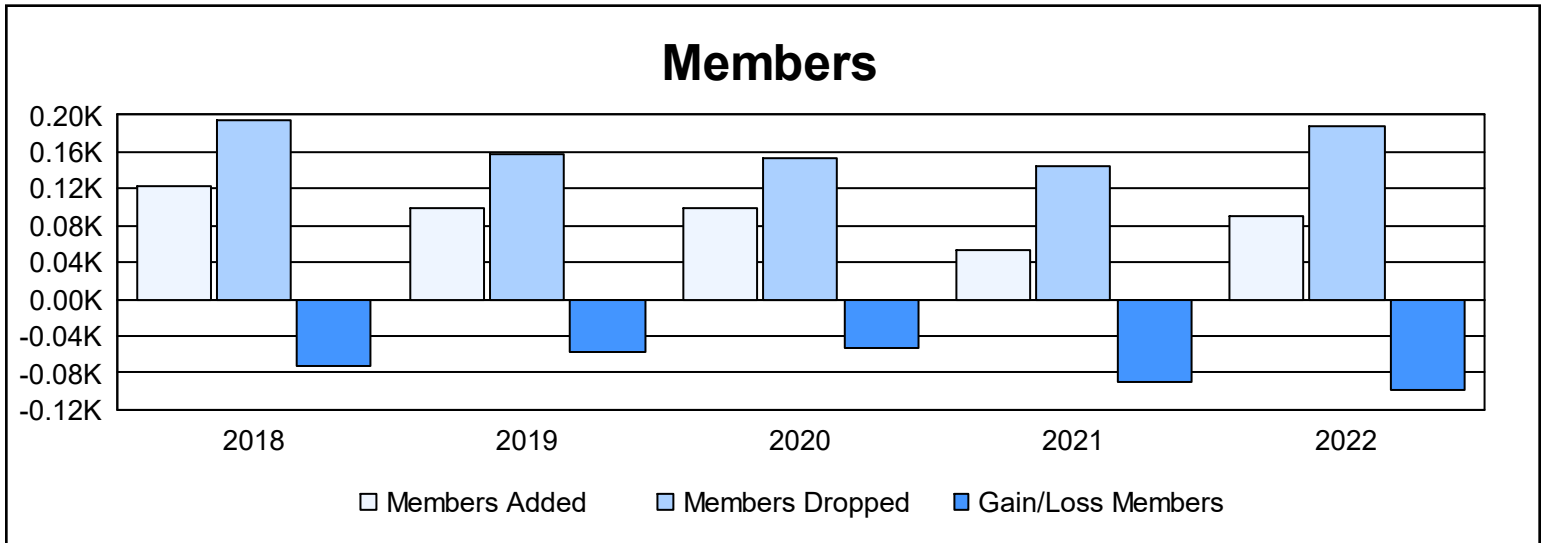
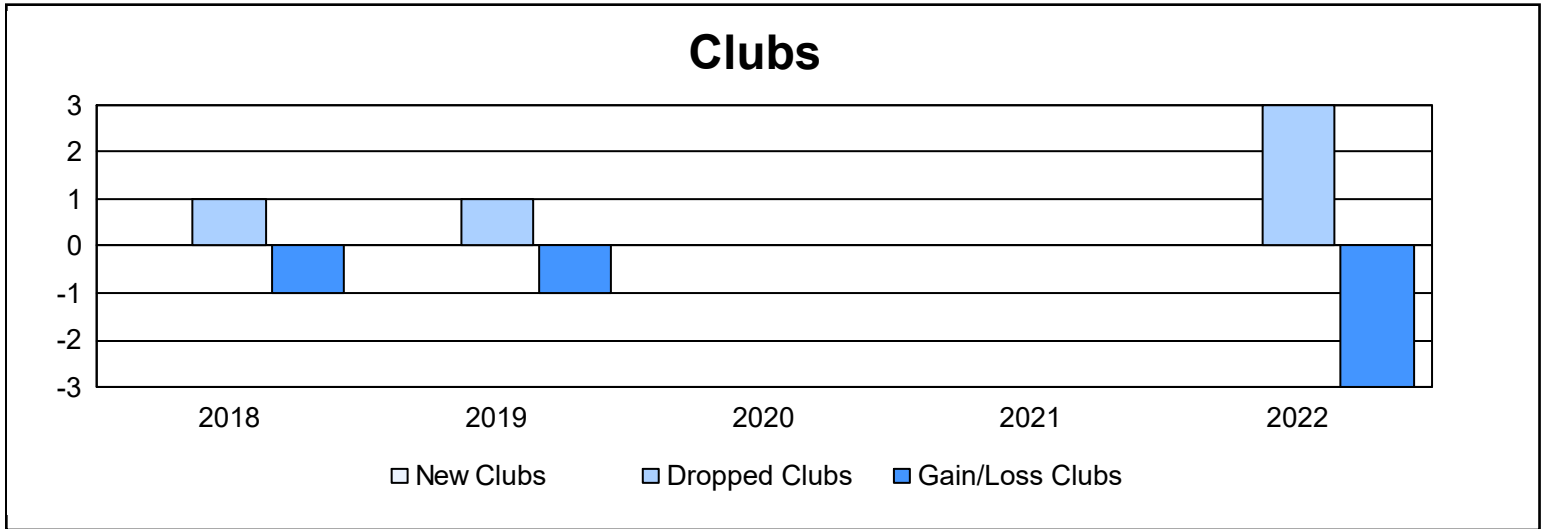
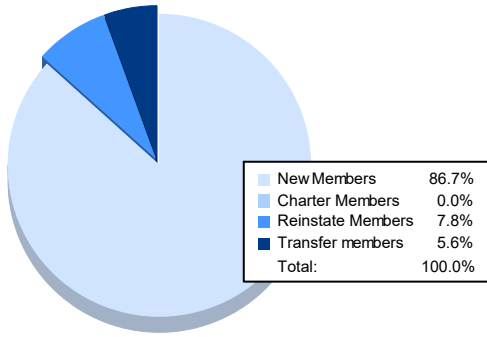


| Year           | New Clubs | Dropped Clubs | Gain/ Loss Clubs | New Members | Charter Members | Reinstate Members | Transfer Members | Total Member Added | Total Members Dropped | Gain/ Loss Members |
|----------------|-----------|---------------|------------------|-------------|-----------------|-------------------|------------------|--------------------|-----------------------|--------------------|
| 2017-2018      | 0         | 1             | -1               | 101         | 0               | 11                | 11               | 123                | 195                   | -72                |
| 2018-2019      | 0         | 1             | -1               | 95          | 0               | 3                 | 2                | 100                | 157                   | -57                |
| 2019-2020      | 0         | 0             | 0                | 87          | 0               | 9                 | 3                | 99                 | 153                   | -54                |
| 2020-2021      | 0         | 0             | 0                | 39          | 0               | 4                 | 11               | 54                 | 145                   | -91                |
| 2021-2022      | 0         | 3             | -3               | 78          | 0               | 7                 | 5                | 90                 | 189                   | -99                |
| <b>Average</b> | <b>0</b>  | <b>1</b>      | <b>-1</b>        | <b>80</b>   | <b>0</b>        | <b>7</b>          | <b>6</b>         | <b>93</b>          | <b>168</b>            | <b>-75</b>         |



### Membership Composition June 2022 Cumulative



### Gender Composition June 2022 Cumulative

